

Government of India
Ministry of Environment, Forest & Climate Change
(EI Division)

.....

Annual Progress Report (2016-17) CPCB ENVIS Centre

1. Name of Host Organization:	CENTRAL POLLUTION CONTROL BOARD
2. Assigned Subject Area:	Control of Pollution (Water, Air, & Noise)
3. Date/Month/Year of establishment of ENVIS Centre:	September 14, 1983
4. Name and designation of ENVIS Coordinator (2016-17):	Sh. G. Ganesh, Scientist 'D', & I/c Library
5. Has the Host Organization constituted an Advisory Committee for guiding the activities of the Centre?	Yes
Composition of the Advisory Committee: (Select YES or NO: if YES kindly fill the right column space; if NO kindly leave it blank) <input type="radio"/> YES <input type="radio"/> NO	Composition of Advisory Committee on Website "Latest Update" section

6. Current ENVIS Staff Structure:	Name	Position held	Qualification and Experience	Joining Date in ENVIS Centre	Joining Date in current position	2016-17		
						Leaving Date (if applicable)	Emoluments drawn (Rs.)	
							Monthly	Annual
	Surya Singh	Programme Officer	Qualification: Ph.D. (Environment), M.Tech. (Env. Sc. & Engg.), M.Sc. (Env. Sc.), Experience: 1.5 years in CPCB ENVIS	09.10.2015	09.10.2015	16.05.2017	31,890/-	3,82,680/-
	Hemlata	Senior Information Officer	Qualification: Masters in Computer Application (MCA), O Level, PGDCA Experience: 17 years (9 years in other organizations and 8 years in CPCB ENVIS)	13.04.2009	13.04.2009	N/A	26,635/-	3,19,620/-
	Prem Raj	Senior IT Assistant	Qualification: M.A., M.A.J.M., 1 year Diploma in Computer Applications & Programming Experience: 9 years	09.04.2009	09.04.2009	N/A	21,542/-	2,58,504/-

7.	Mandate of the Host Organization	Mandate of the ENVIS Centre
	<p>The Central Pollution Control Board (CPCB), statutory organization, was constituted in September, 1974 under the Water (Prevention and Control of Pollution) Act, 1974. Further, CPCB was entrusted with powers and functions under the Air (Prevention and Control of Pollution) Act, 1981.</p> <ol style="list-style-type: none"> 1. Advise the Central Government on any matter concerning prevention and control of water and air pollution and improvement of the quality of air, 2. Plan and cause to be executed a nation-wide programme for the prevention, control or abatement of water and air pollution, 3. Co-ordinate the activities of the State Board and resolve disputes among them, 4. Provide technical assistance and guidance to the State Boards, carry out and sponsor investigation and research relating to problems of water and air pollution, and for their prevention, control or abatement, 5. Plan and organise training of persons engaged in programme on the prevention, control or abatement of water and air pollution, 6. Organise through mass media, a comprehensive mass awareness programme on the prevention, control or abatement of water and air pollution, 7. Collect, compile and publish technical and statistical data relating to water and air pollution and the measures devised for their effective prevention, control or abatement, 8. Prepare manuals, codes and guidelines relating to treatment and disposal of sewage and trade effluents as well as for stack gas cleaning devices, stacks and ducts, 9. Disseminate information in respect of matters relating to water and air pollution and their prevention and control, 10. Lay down, modify or annul, in consultation with the State Governments concerned, the standards for stream or well, and lay down standards for the quality of air; and, to perform such other function as may be prescribed by the Government of India. 	<p>Collection, collation, and dissemination of information on Control of Pollution (Water, Air, & Noise) and all related aspects of the environment which will be of immense use to decision-makers, policy planners, research organizations, stakeholders, and to general public.</p>

8. Databases:

8.1. Catalogue of Non-numeric Databases compiled by the ENVIS Centre till date:

Name of Database	Description (in brief)	Data type (descriptive/ graphical/ geospatial/ etc.)	Status of Updation/ Periodicity/ Data Points Compiled (including date/month/year of last data point)	Source(s) of data	Online Availability (Whether uploaded on ENVIS Website)
• Air Quality	• Air Pollution Mandate (Air prevention and control of Pollution Act, 1981), functions of SPCBs, Objective of NAMP	Descriptive	Since inception	Host Organization	Yes
	• Monitoring Networks Frequency and parameters monitored and number of monitoring stations	Descriptive, Tabular	31.01.2017		
	• Findings of Air Pollution and Non Attainment cities		2008 – 2010		
	• Ambient Air Quality Standards		November 2009		
	• WHO Guidelines for air quality		April 2016		
	• Air quality trends in 46 Million Plus Cities in Annual Average concentration of SO ₂ , NO ₂ , and PM ₁₀	Graphical	2000 – 2012		
	• Air quality levels in 46 Million Plus cities (parameter wise)		2012		
• Air Quality Database	• Special Monitoring Data of Ambient Air levels during Deepawali	Descriptive and Press Releases	2007 – 2016	Host Organization	Yes
• Air Pollution & Control	• Introduction and sources of air pollution contains definition and various sources	Descriptive & Pictorial	February 2016	Misc. Books, Web	Yes
	• Air Pollutants				

Name of Database	Description (in brief)	Data type (descriptive/ graphical/ geospatial/ etc.)	Status of Updation/ Periodicity/ Data Points Compiled (including date/month/year of last data point)	Source(s) of data	Online Availability (Whether uploaded on ENVIS Website)
	depicts classification of Air Pollutants				
	<ul style="list-style-type: none"> • Effects of Air Pollutants contains environment & health aspects 	Descriptive, Tabular, & Pictorial			
	<ul style="list-style-type: none"> • Controlling Measures of Air Pollution describes various controlling methods & technologies 	Descriptive & Pictorial			
	<ul style="list-style-type: none"> • Recent Developments describes about the latest technologies available to control air pollution 				
<ul style="list-style-type: none"> • Water Quality 	<ul style="list-style-type: none"> • Mandate for Water Quality 	Descriptive	Since inception	Host Organization	Yes
	<ul style="list-style-type: none"> • Monitoring network of National Water Quality Monitoring Programme 	Descriptive / Graphical, Tabular	Up to 2016		
	<ul style="list-style-type: none"> • Findings Highest observed BOD levels 	Tabular	2012		
	<ul style="list-style-type: none"> • Polluted River Stretches - state wise, river wise 	Descriptive	Up to 2016		
	<ul style="list-style-type: none"> • Parameters under National Water Quality Monitoring Programme 	Tabular			
	<ul style="list-style-type: none"> • Water quality monitoring stations – state / UTs 				
	<ul style="list-style-type: none"> • Water quality criteria showing Use based classification of surface water in India 				
	<ul style="list-style-type: none"> • WHO Guidelines for Drinking water 	Descriptive, Tabular	April 2016		

Name of Database	Description (in brief)	Data type (descriptive/ graphical/ geospatial/ etc.)	Status of Updation/ Periodicity/ Data Points Compiled (including date/month/year of last data point)	Source(s) of data	Online Availability (Whether uploaded on ENVIS Website)
	quality				
	<ul style="list-style-type: none"> Water quality trends parameter wise BOD, TC, FC 	Graphical	1995 – 2012		
	<ul style="list-style-type: none"> Water quality trends in rivers 		2002 – 2012		
<ul style="list-style-type: none"> Water Pollution & Control 	<ul style="list-style-type: none"> Introduction and sources of water pollution contains definition and various sources 	Descriptive & Pictorial	February 2016	Misc. Books, Web	Yes
	<ul style="list-style-type: none"> Water Pollutants depicts classification of Water Pollutants 				
	<ul style="list-style-type: none"> Effects of Water Pollutants contains environment & health aspects 				
	<ul style="list-style-type: none"> Controlling Measures of Water Pollution describes various controlling methods & technologies 				
	<ul style="list-style-type: none"> Recent Developments describes about the latest technologies available to control water pollution 				
<ul style="list-style-type: none"> Noise Pollution 	<ul style="list-style-type: none"> Mandate & Objective 	Descriptive	Up to 2016	Host Organization	Yes
	<ul style="list-style-type: none"> Monitoring networks contains Noise monitoring network across the country 	Descriptive & Tabular			
	<ul style="list-style-type: none"> Findings shows trend of Noise pollution 	Descriptive	2014		
	<ul style="list-style-type: none"> Noise pollution (Regulations and Control) Rules, 2000 	Information in pdf	Up to Date		
	<ul style="list-style-type: none"> Authority list for 				

Name of Database	Description (in brief)	Data type (descriptive/ graphical/ geospatial/ etc.)	Status of Updation/ Periodicity/ Data Points Compiled (including date/month/year of last data point)	Source(s) of data	Online Availability (Whether uploaded on ENVIS Website)
	implementation of Noise rules 2000 <ul style="list-style-type: none"> • Noise limits for vehicles • Noise standards for Fire Crackers • Fire Crackers notification Gazette March 2013 				
• Noise Pollution	• WHO Guidelines for Noise quality	Descriptive & Tabular	April 2016	Web	Yes
• Noise Pollution and Control	• Introduction and sources of Noise Pollution contains definition and various sources	Descriptive & Pictorial	February 2016	Misc. Books, Web	Yes
	• Properties and Measurements of Noise	Descriptive & Graphical			
	• Effects of Noise Pollution shows environment & health aspects	Descriptive & Pictorial			
	• Controlling Measures of Noise Pollution describes various controlling methods & technologies				
	• Recent Developments describes about the latest technologies available to control noise pollution				
• Industrial Pollution	• Comprehensive Environmental Pollution Index (CEPI)	Descriptive	Up to 2016	Host Organization	Yes
	• Monitoring Protocol in Critically Polluted areas	Descriptive & Tabular			
	• Parameters for monitoring	Descriptive			
	• Critically Polluted Industrial clusters /	Descriptive & Tabular			

Name of Database	Description (in brief)	Data type (descriptive/ graphical/ geospatial/ etc.)	Status of Updation/ Periodicity/ Data Points Compiled (including date/month/year of last data point)	Source(s) of data	Online Availability (Whether uploaded on ENVIS Website)
	<ul style="list-style-type: none"> areas Revised concept of CEPI Categorization of Industrial Sectors 	<ul style="list-style-type: none"> Descriptive Descriptive & Pictorial 			
<ul style="list-style-type: none"> Bio-Medical Waste 	<ul style="list-style-type: none"> Bio-Medical Waste (BMW) Segregation at source and categories of BMW Treatment & Disposal Options of BMW Color coding & type of container for disposal of BMW Label for BMW containers / bags New technologies for treatment of BMW Bio-Medical Waste (Management and Handling) Rules, 2016 Other information 	<ul style="list-style-type: none"> Descriptive Descriptive & Pictorial Descriptive & Tabular Descriptive & Pictorial Descriptive Descriptive, Tabular, & Pictorial 	Up to 2016	Host Organization	Yes
<ul style="list-style-type: none"> Treatment, Storage, and Disposal Facilities (TSDFs) 	<ul style="list-style-type: none"> Treatment, Storage, and Disposal Facilities (TSDFs) State-wise availability of Common Hazardous Waste TSDFs 	<ul style="list-style-type: none"> Descriptive Descriptive & Tabular 	November 2016	Host Organization	Yes
<ul style="list-style-type: none"> BHUVAN (GIS) on ENVIS website 	<ul style="list-style-type: none"> Water Air Noise Waste 	Geospatial	Up to 2016	Host Organization	Yes
<ul style="list-style-type: none"> Latest Update 	<ul style="list-style-type: none"> CPCB ENVIS Publication "Green Book" promoted by Vridhi Foundation 	Informative	Up to date	ENVIS Centre	Yes

Name of Database	Description (in brief)	Data type (descriptive/ graphical/ geospatial/ etc.)	Status of Updation/ Periodicity/ Data Points Compiled (including date/month/year of last data point)	Source(s) of data	Online Availability (Whether uploaded on ENVIS Website)
	<ul style="list-style-type: none"> Odd-even scheme (15th- 30th April 2016) Assessment on Air Quality of Delhi Odd-even scheme (1st-15th January 2016) Assessment on Air Quality of Delhi 	Information in pdf		Host Organization	
	<ul style="list-style-type: none"> Air Quality Index (AQI) Environmental Standards Environmental Legislations CPCB ENVIS Advisory Committee 	Link information		MoEF&CC	
				Host Organization	
<ul style="list-style-type: none"> Publications 	<ul style="list-style-type: none"> Knowledge Products / Newsletters Annual Progress Reports Publication List 	Descriptive	Up to date	ENVIS knowledge products / Newsletters / Analytical studies, Posters, & Information kits ENVIS & CPCB CPCB	Yes
<ul style="list-style-type: none"> Kids Corner 	<ul style="list-style-type: none"> Environment Calender Do's and Dont's Posters Quiz Carbon Footprint Calculator Downloads section 	Tabular Descriptive & Tabular Pictorial Questionnaire Online Tool pdf(s)	Up to date	Web CPCB Zonal Offices, CPCB Web ENVIS knowledge products, CPCB	Yes

Name of Database	Description (in brief)	Data type (descriptive/ graphical/ geospatial/ etc.)	Status of Updation/ Periodicity/ Data Points Compiled (including date/month/year of last data point)	Source(s) of data	Online Availability (Whether uploaded on ENVIS Website)
				Library	
• Latest News	• News clippings related to Environment	Informative	2009 - 2017	Various national newspapers	Yes
• Glossary	• Alphabetical list of terms	Informative	Up to date	Web	Yes
• On Demand Publications	• Scanned CPCB Publications	Informative	Up to date	CPCB Library	Yes
	• Gray Literature				
• Events & Activities	• Seminars, Workshops of ENVIS	Informative	Up to date	ENVIS	Yes
	• Upcoming events				
• Bibliography	• Referral services and links to research papers	Informative	Up to date	Web	Yes
• About us	• About ENVIS & Host Organization	Informative	Up to date	ENVIS	Yes
• ENVIS Network	• ENVIS Focal point & Centres across the country	Informative	Up to date	ENVIS	Yes
• Query / Feedback	• Postal and email address of CPCB ENVIS	Informative	Up to date	-	Yes
• Experts	• Contact details of subject experts	Informative	Up to date	Host Organization	Yes
• FAQs	• Frequently asked questions related to subject area	Informative	Up to date	Web	Yes
• Related Links	• List of State Pollution Control Boards and Pollution Control Committees	Website links and compiled data in pdf form	Up to date	Web	Yes
• Web Statistics	• An overview of visitor summary, visit summary, page view summary, and Hits summary of website	Information in pdf	Up to date	webstat.nic.in	Yes
• Site Map	• Quick links for website	-	Up to Date	-	Yes
• Jobs	• Advertisements details	-	Up to Date	-	Yes
• Contact Us	• Contact details of	-	Up to Date	-	Yes

Name of Database	Description (in brief)	Data type (descriptive/ graphical/ geospatial/ etc.)	Status of Updation/ Periodicity/ Data Points Compiled (including date/month/year of last data point)	Source(s) of data	Online Availability (Whether uploaded on ENVIS Website)
	ENVIS head & Secretariat at MoEF&CC, Host Organization, and ENVIS Centre				

8.2. Catalogue of Numeric and Time-series Databases compiled by the Centre till date:

Name of Database	Description (in brief)	Time Period (Starting year- Ending year) and Periodicity (annual/ monthly/ other)	Source(s) of data	Online Availability (Whether uploaded on ENVIS Website)
<ul style="list-style-type: none"> Air Quality Database 	<ul style="list-style-type: none"> Air Quality Data (Million plus cities wise) 	2007 – 2015 (annual)	Host Organization	Yes
	<ul style="list-style-type: none"> Air Quality data (parameter wise) National Ambient Air Quality Status for SO₂, NO₂, PM₁₀, SPM, RSPM 	2007 – 2014 (annual)		
	<ul style="list-style-type: none"> Archive section of Air quality data 	2001 – 2006 (annual)		
	<ul style="list-style-type: none"> Real time data on Air 	Online		
<ul style="list-style-type: none"> Water Quality Database 	<ul style="list-style-type: none"> Water Quality Data (Year wise) 	2007 – 2014 (annual)	Host Organization	Yes
	<ul style="list-style-type: none"> Water Quality Data (River wise) 			
	<ul style="list-style-type: none"> Water Quality Data of Medium and Minor rivers (State wise) 			
	<ul style="list-style-type: none"> Water Quality Data of creeks and canals 			
	<ul style="list-style-type: none"> Water Quality Data of lake, ponds, & tanks (State wise) 			
	<ul style="list-style-type: none"> Water Quality Data of Ground water (State wise) 			
	<ul style="list-style-type: none"> Archive Section of Water Quality Data 	2002 – 2006 (annual)		

Name of Database	Description (in brief)	Time Period (Starting year- Ending year) and Periodicity (annual/ monthly/ other)	Source(s) of data	Online Availability (Whether uploaded on ENVIS Website)
Online Database	<ul style="list-style-type: none"> Real time data on Water 	Online		
<ul style="list-style-type: none"> Noise Monitoring Database Online Database	<ul style="list-style-type: none"> Noise Monitoring data of 7 cities (35 stations) 	2011 – 2014 (annual)	Host Organization	Yes
	<ul style="list-style-type: none"> Real time data on noise 	Online		

8.3. New Databases developed during the Financial Year (2016-17)

8.3.1. Non-numeric Databases:

Name of Database	Description (in brief)	Data type (Descriptive/ graphical/ geospatial/ etc.)	Status of Updation/ Periodicity/ Data Points Compiled (including date/month/year of last data point)	Source(s) of data	Online Availability (Whether uploaded on ENVIS Website)
<ul style="list-style-type: none"> Air Quality 	<ul style="list-style-type: none"> WHO Guidelines for air quality 	Descriptive, Tabular	April 2016	Web	Yes
<ul style="list-style-type: none"> Water Quality 	<ul style="list-style-type: none"> WHO Guidelines for Drinking water quality 	Descriptive, Tabular	April 2016	Web	Yes
<ul style="list-style-type: none"> Noise Pollution 	<ul style="list-style-type: none"> WHO Guidelines for Noise quality 	Descriptive, Tabular	April 2016	Web	Yes
	<ul style="list-style-type: none"> Monitoring networks contains Noise monitoring network across the country 			Host Organization	
<ul style="list-style-type: none"> Industrial Pollution 	<ul style="list-style-type: none"> Revised concept of CEPI 	Descriptive	June 2016	Host Organization	Yes
	<ul style="list-style-type: none"> Categorization of Industrial Sectors 	Descriptive & Pictorial			
<ul style="list-style-type: none"> Bio-Medical Waste 	<ul style="list-style-type: none"> Bio-Medical Waste (BMW) 	Descriptive	November 2016	Host Organization	Yes
	<ul style="list-style-type: none"> Segregation at source and categories of BMW 	Descriptive & Pictorial			
	<ul style="list-style-type: none"> Treatment & Disposal Options of BMW 	Descriptive & Tabular			
	<ul style="list-style-type: none"> Color coding & type of container for disposal of BMW 				
	<ul style="list-style-type: none"> Label for BMW containers / bags 	Descriptive & Pictorial			
	<ul style="list-style-type: none"> New technologies for treatment of BMW 				
<ul style="list-style-type: none"> Bio-Medical Waste (Management and Handling) Rules, 2016 	Descriptive				


Name of Database	Description (in brief)	Data type (Descriptive/ graphical/ geospatial/ etc.)	Status of Updation/ Periodicity/ Data Points Compiled (including date/month/year of last data point)	Source(s) of data	Online Availability (Whether uploaded on ENVIS Website)
	<ul style="list-style-type: none"> Other information 	Descriptive, Tabular, & Pictorial			
<ul style="list-style-type: none"> Treatment, Storage, and Disposal Facilities (TSDFs) 	<ul style="list-style-type: none"> Treatment, Storage, and Disposal Facilities (TSDFs) 	Descriptive	November 2016	Host Organization	Yes
	<ul style="list-style-type: none"> State-wise availability of Common Hazardous Waste TSDFs 	Descriptive & Tabular			
<ul style="list-style-type: none"> BHUVAN (GIS) on ENVIS website 	<ul style="list-style-type: none"> Waste (TSDFs) 	Geospatial	September 2016	Host Organization	Yes

8.3.2. Numeric and Time-series Databases:


Name of Database	Description (in brief)	Time Period (Starting year- Ending year) and Periodicity (annual/ monthly/ other)	Source(s) of data	Online Availability (Whether uploaded on ENVIS Website)
<ul style="list-style-type: none"> Air Quality Database 	<ul style="list-style-type: none"> Air Quality Data (Million plus cities wise) 	2014 and 2015 (annual)	Host Organization	Yes
	<ul style="list-style-type: none"> Air Quality data (parameter wise) National Ambient Air Quality Status for SO₂, NO₂, PM₁₀, SPM, RSPM 	2013 and 2014 (annual)		
	<ul style="list-style-type: none"> Special Monitoring Data of Ambient Air levels during Deepawali 	2016		
<ul style="list-style-type: none"> Water Quality Database 	<ul style="list-style-type: none"> Water Quality Data (Year wise) 	2013 and 2014 (annual)	Host Organization	Yes
	<ul style="list-style-type: none"> Water Quality Data (River wise) 			
	<ul style="list-style-type: none"> Water Quality Data of Medium and Minor rivers (State wise) 			
	<ul style="list-style-type: none"> Water Quality Data of creeks and canals 			
	<ul style="list-style-type: none"> Water Quality Data of lake, ponds, & tanks (State wise) 			
	<ul style="list-style-type: none"> Water Quality Data of Ground water (State wise) 			



9. Information/ Knowledge Products:

9.1. ENVIS Newsletters published during the Financial Year (2016-17):



Cover snapshot	Quarter/ Volume/ Issue/ Theme Main Articles	Number of copies printed and circulated	URL of the PDF file in ENVIS website
	Information related to various measures taken to improve water quality of river Ganga	e – copy uploaded on website	http://www.cpcbenvi.s.nic.in/envis_newsletter/Ganga%20Samachar%202016%20December%20ebook.pdf

9.2. Other publications/ information products brought out during the Financial Year (2016-17):

Cover snapshot	Publication/ Product Theme(s)/ Subject Area(s)	Number of copies printed and circulated	URL of the PDF file in ENVIS website
	Handout for the information dissemination about Waterborne diseases and their health effects	Printed: 1000	http://www.cpcbenvi.s.nic.in/envis_newsletter/Waterborne%20Diseases%20Infographic%20IV%20PRINT.pdf
	Green Book - An information kit for students containing informative environmental facts, puzzles, illustrations, crosswords, quizzes, colouring pages, games etc. in inquisitive and interesting way	Printed: 1000 Circulated: 550 (approx.)	http://www.cpcbenvi.s.nic.in/envis_newsletter/CPCB%20ENVIS%20Coloring%20Book.pdf
	Booklet on Compost describes the advantages of compost as waste disposal option, methods and other related information	Printed: 500 Circulated: 200 (approx.)	http://www.cpcbenvi.s.nic.in/envis_newsletter/CPCB%20ENVIS%20Compost.pdf

Cover snapshot	Publication/ Product Theme(s)/ Subject Area(s)	Number of copies printed and circulated	URL of the PDF file in ENVIS website
	Infographic on Municipal Solid Waste for the information dissemination about severity of Municipal Solid Waste, its disposal options, and management	Printed: 1000 Circulated: 400 (approx.)	http://www.cpcbenvi.snic.in/envis_newsletter/CPCB%20ENVIS%20MSW_infographic.pdf
	This analysis report focuses over the need, methods, detailed procedure for the establishment of Rain Water Harvesting (RWH) system, cost analysis, and legislations etc. for RWH	e – copy uploaded on website	http://www.cpcbenvi.snic.in/envis_newsletter/RWH%20in%20India%20-%20An%20Appraisal%20CPCBENVIS.pdf


9.3 Information Products published/ released during last five years:

Publication / Product	Theme(s)/ Subject Area(s)	Year of Publication	URL of the PDF file in ENVIS website
	This analysis report focuses over the need, methods, detailed procedure for the establishment of Rain Water Harvesting (RWH) system, cost analysis, and legislations etc. for RWH.	2016	http://www.cpcbenvi.snic.in/envis_newsletter/RWH%20in%20India%20-%20An%20Appraisal%20CPCBENVIS.pdf
	Information related to various measures taken to improve water quality of river Ganga	2016	http://www.cpcbenvi.snic.in/envis_newsletter/Ganga%20Samachar%202016%20December%20ebook.pdf

Publication / Product	Theme(s)/ Subject Area(s)	Year of Publication	URL of the PDF file in ENVIS website
	<p>Handout for the information dissemination about Waterborne diseases and their health effects</p>	<p>2016</p>	<p>http://www.cpcbenvi.snic.in/envis_newsletter/Waterborne%20Diseases%20-%20Infographic%20-%202016%20-%20PRINT.pdf</p>
	<p>Green Book - An information kit for students containing informative environmental facts, puzzles, illustrations, crosswords, quizzes, colouring pages, games etc. in inquisitive and interesting way</p>	<p>2016</p>	<p>http://www.cpcbenvi.snic.in/envis_newsletter/CPCB%20ENVIS%20Coloring%20Book.pdf</p>
	<p>Booklet on Compost describes the advantages of compost as waste disposal option, methods and other related information</p>	<p>2016</p>	<p>http://www.cpcbenvi.snic.in/envis_newsletter/CPCB%20ENVIS%20Compost.pdf</p>
	<p>Infographic on Municipal Solid Waste for the information dissemination about severity of Municipal Solid Waste, its disposal options, and management</p>	<p>2016</p>	<p>http://www.cpcbenvi.snic.in/envis_newsletter/CPCB%20ENVIS%20MSW%20infographic.pdf</p>
	<p>This analytical report focuses over the Air quality in Delhi</p>	<p>2015</p>	<p>http://www.cpcbenvi.snic.in/envis_newsletter/Air%20pollution%20in%20Delhi.pdf</p>

Publication / Product	Theme(s)/ Subject Area(s)	Year of Publication	URL of the PDF file in ENVIS website
	<p>Information related to various measures taken to improve water quality of river Ganga</p>	<p>2015</p>	<p>http://www.cpcbenvi.s.nic.in/envis_newsletter/Ganga%20Samachar%20Issue%20%20.pdf</p>
	<p>Information Kit for students contain environmental facts & illustrations</p>	<p>2015</p>	<p>http://www.cpcbenvi.s.nic.in/envis_newsletter/CPCB%20ENVIS%20Green%20Calendar%202015.pdf</p>
	<p>Poster depicts new water treatment technologies to reduce water pollution</p>	<p>2015</p>	<p>http://www.cpcbenvi.s.nic.in/envis_newsletter/Poster%20on%20Smart%20Solution%20Less%20Pollution%20in%20river.jpg</p>
	<p>Poster depicts the effects of solid waste dumping in water bodies</p>	<p>2015</p>	<p>http://www.cpcbenvi.s.nic.in/envis_newsletter/Poster%20Save%20River.jpg</p>
	<p>Poster depicts the global consumption & production pattern to save the planet</p>	<p>2015</p>	<p>http://www.cpcbenvi.s.nic.in/envis_newsletter/Poster%20Seven%20Billion%20People%20One%20Planet.jpg</p>
	<p>Information related to various measures taken to improve water quality of river Ganga</p>	<p>2015</p>	<p>http://www.cpcbenvi.s.nic.in/envis_newsletter/Ganga%20Samachar%20Jan-Apr%202015.pdf</p>

Publication / Product	Theme(s)/ Subject Area(s)	Year of Publication	URL of the PDF file in ENVIS website
	ENVIS Newsletter	2015	http://www.cpcbenvi.s.nic.in/envis_newsletter/ENVIS%20Newsletter%20Jan%20-%20Apr%202015.pdf
	Publication on Bio-medical waste	2014	http://www.cpcbenvi.s.nic.in/envis_newsletter/BMW%20Newsletter.pdf
	ENVIS Newsletter	2014	http://www.cpcbenvi.s.nic.in/envis_newsletter/CPCBENVIS%20Newsletter%20July%20September.pdf
	ENVIS Newsletter	2014	http://www.cpcbenvi.s.nic.in/envis_newsletter/CPCBENVIS%20Newsletter%20April-June.pdf
	Special Issue on Ambient Air Quality & Noise levels during Deepawali 2013	2014	http://www.cpcbenvi.s.nic.in/envis_newsletter/Deepawali%202013%20Special%20Issue.pdf

Publication / Product	Theme(s)/ Subject Area(s)	Year of Publication	URL of the PDF file in ENVIS website
	CPCB Profile (Bilingual)	2013	http://www.cpcbenvi.s.nic.in/envis_newsletter/CPCB%20PROFILE%20English.pdf (English) http://www.cpcbenvi.s.nic.in/envis_newsletter/CPCB%20PROFILE%20Hindi.pdf (Hindi)

10. ENVIS Website (*ENVIS Centres whose Website has been restructured may provide the Performance Report/Graphs generated therein wherever possible*):

10.1. URL: www.cpcbenvi.s.nic.in

10.2. Status of restructuring of Website: Not restructured

10.3. Frequency of updating Website 2016-17: Regular

10.4. Subject-specific database updation (numeric / others): Regular

10.5. Publication uploaded/ updated on Website: Yes

11. User Engagement and Interaction

<i>User engagement and interaction</i>	<i>FY 2014-15</i>	<i>FY 2015-16</i>	<i>FY 2016-17</i>
i. Total number of visits	1,96,852	263,092	626,899
ii. Number of unique visits	11,035	13,936	29,661
iii. Reports Downloaded/Read	4,41,073	636,071	442,007
iv. Total Number of Queries received	650 approx. (email & physically)	800 approx. (email & physically)	850 approx.
v. Number of Queries responded	650 approx. (email & physically)	800 approx. (email & physically)	850 approx.
vi. Grade received	B	B	-

11.1 Total number of visits on Website (2016-17): 626,899

11.2 Number of unique visits on Website (2016-17): 29,661

11.3 Number of reports downloaded/ read by stakeholders: 442,007

11.4 Query-Answer Statistics 2016-17:

Mode of Query Receipt	Number of Queries Received	Number of Queries Responded	Reasons for shortfalls, if any, and action taken to rectify
Online (CMS based website)	-	-	-
Email (official NIC server)	100 approx.	100 approx.	-
Postal/Telephonic (incl. hand post)	350 approx.	350 approx.	-
Physical	400 approx.	400 approx.	-

12. Implementation of Annual Plan of Activities of the Financial Year (2016-17):

Activity/ Target	Achievements	Shortfalls, if any, and reasons therefore
Centre's proposed activities 2016-17		
1. Updation & maintenance of Redesigned ENVIS Website	Yes	-
2. Regular updation of databases	Yes	-
3. Newsletters, Information Products	Yes	-
4. Upload of information on all aspects of environment	Yes	-
5. Upload of e-versions of books, reports, <i>etc.</i> on the ENVIS website	Yes	-
6. Compilation of abstracts, bibliography, news articles, events <i>etc.</i> on the subject area and uploading of the same in the relevant sections of ENVIS website	Yes	-
7. Query Response Service	Yes	-
8. Reference databases	Yes	-
9. Participation in ENVIS workshops / Seminars / Brainstorming Sessions	Yes	-
Suggestions for improvement by Processing Division, MoEF &CC		
A. Regular Activities: Web-based Environmental Information		
Collection and Compilation of Information and Data		
1. Development and regular updation of <i>databases</i> (descriptive, numeric, pictorial, geospatial, <i>etc.</i>) on the assigned subject area and regular uploading of the same in the <i>Subject Area</i> section of the ENVIS Website, after due verification/ authentication, with suitable referencing of data sources.	Ongoing, Regular	-
2. Compilation of <i>Abstracts, Bibliography, News articles, Events, etc.</i> on the subject area and uploading the same	Ongoing, Regular	-

Activity/ Target	Achievements	Shortfalls, if any, and reasons therefore
in the relevant section of ENVIS Website.		
3. Identification of data gaps and formulation with implementation of action plan to fill them.	shall be implemented in FY 2017 – 18	Suggestions received on 20.02.2017
Maintenance of ENVIS Website and User Engagement through it		
4. Maintaining the ENVIS Website up-to-date and user-engaging, and as an inventory of authentic and reliable information in the subject area	Ongoing, Regular	-
5. Query-Response/ Referral service to stakeholders.	Yes	-
6. Developing and upgrading a Kids' Corner.	Ongoing, Regular	-
7. Maintaining a disaggregated record of visitors, including unique visitors, to the Website.	shall be implemented in FY 2017 – 18	Suggestions received on 20.02.2017
Publications and Value-Addition		
8. Publishing 4 <i>Newsletters</i> and uploading the same in the relevant section of ENVIS Website.	Ongoing, Regular	-
9. Processing/ analyzing data collected and bringing out value-added information Products	Ongoing, Regular	-
10. Collecting books, reports and journals on the subject area; Uploading e-versions of books, reports, etc. on the ENVIS Website. Uploading <i>Abstracts</i> of books, reports, journals and articles of those whose e-versions are not available.	Ongoing, Regular	-
Reaching-out/Networking Activities		
11. Liaison and coordination with other relevant ENVIS Centres, both State Centres and Thematic Centres, for providing data/ information links in the relevant part of the ENVIS Website (to avoid duplication and conflicts in uploaded information).	shall be implemented in FY 2017 – 18	Suggestions received on 20.02.2017
12. Build linkages with other information sources in the	Yes	-

Activity/ Target	Achievements	Shortfalls, if any, and reasons therefore
country and abroad. Providing hyperlinks to the information sources in the relevant part of the ENVIS Website.		
13. Maintaining a list of Experts in the subject area and uploading the same, along with updated C.V., in the relevant section of ENVIS Website.	Yes	-
14. Coordination with the Ministry for timely dissemination of relevant and adequate information to stakeholders.	Yes	-
15. Formulate strategic plans to generate sources of funds from corporate sector and/ or through subscriptions of Newsletters/ other publications	shall be implemented in FY 2017 – 18	Suggestions received on 20.02.2017
B. SPECIAL ACTIVITIES		
16. Focus on database development (numeric and descriptive), with due authentication in consultation with Line Departments/ research institutes, etc.	Yes	-
17. Network and undertake outreach activities with Universities/ Research bodies/ researchers in the State, similar to those of Odisha ENVIS, so that the ENVIS collections/ repositories can be enriched, including with their contact details/ CVs, etc.	shall be implemented in FY 2017 – 18	Suggestions received on 20.02.2017
18. Circulate Newsletters and knowledge products to as many stakeholders as possible in the State, especially policy makers/ planners.	Yes	-
19. Link its Website to other Government Websites; develop the vernacular Website; and undertake other awareness enhancing activities within the State.	Yes	-
20. Maintain a Register for keeping track of queries received and transferred/ answered.	shall be implemented in FY 2017 – 18	Suggestions received on 20.02.2017

Activity/ Target	Achievements	Shortfalls, if any, and reasons therefore
21. Build institutional repositories of various types of media related to environmental issues.	shall be implemented in FY 2017 – 18	Suggestions received on 20.02.2017
22. Bring out a Brochure on environmental issues to spread awareness about World Environment Day, focusing on forestry/ mining/ Climate Change/ disasters/ etc.	shall be implemented in FY 2017 – 18	Suggestions received on 20.02.2017

13.	New initiatives taken during the Financial Year (2016-17):	<ul style="list-style-type: none"> Geospatial information on the subject (other than assigned) – Transport, Storage, and Disposal Facilities (TSDFs) of Waste on Bhuvan platform
14.	Date of most recent physical verification by the Ministry:	10 th December 2015

15. Status of existing hardware:

	Hardware item	Specification	Sanction Order with Date	Date of procurement
Procured from ENVIS Grant (2013 – 14)	2 desktop	HP, Windows 10	No. 11/2/96 – EI dated 27 Dec. 2013	26.03. 2014
	1 Multifunction Photocopier, Printer, Scanner	Kyocera, Taskalfa 2200		
	2 UPS	Venus		12.09.2014

16. Status of utilization of grant during the financial year 2015-16 as on 31-March-2016 and reasons for shortfalls, if any:

	Head of Expenditure	Sanctioned amount (Rs.)	Actual Expenditure (Rs.)	Reasons for Shortfall/ Excess (if any)
Recurring Annual	Manpower	7,52,976/-	5,47,905/-	Excess due to pending staff's salary till 31.03.2016
	Databases, etc.	50,000 + 2,80,000 = 3,30,000	1,31,991/-	Excess due to non-clearance of printing bills till 31.03.2016
	Travel & Training	30000/-	763/-	Excess due to non-clearance of travel bills till 31.03.2016
Non-Recurring	-	-	-	-

17. Issues/ hurdles faced in undertaking ENVIS activities:

--	--

.....